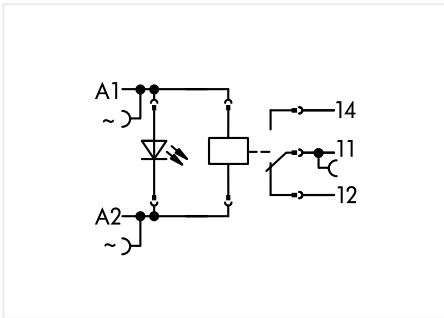


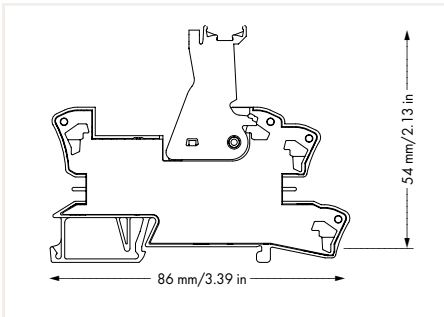
Relay Module 788 Series

1



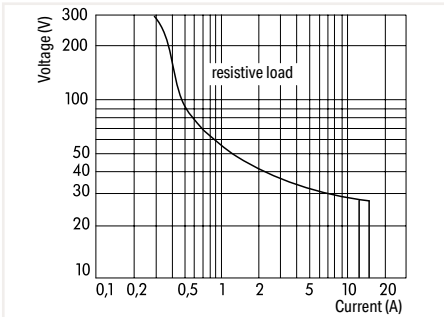
Relay Module; 1 changeover contact; Limiting continuous current: 16 A; Status indicator: red; 15 mm wide

U_N	I_N	Item No.	Pack. Unit
24 VAC	34 mA	788-506	20
115 VAC	8 mA	788-507	20
230 VAC	3.5 mA	788-508	20



Note:

- Reinforced insulation between coil and contacts
- A separator plate (e.g., 209-191) must be used for voltages greater than 250 V between adjacent relay modules and for compliance with the reinforced insulation requirements.
- To protect the relay coils and contacts, inductive loads must be dampened with an effective protection circuit.



DC Load Limit Curve

Control Circuit

Input voltage range	±10 %
---------------------	-------

Load Circuit

Number of changeover/switchover contacts	1
Contact material	AgNi 90/10
Limiting continuous current	16 A
Inrush current (resistive) max.	30 A (AC) / 4 s
Switching voltage (max.)	250 VAC
Switching power (resistive) max.	4000 VA (AC); DC see load limit curve
Switching capacity	AC 15: 6 A / 250 VAC; DC 13: 2 A / 24 VDC
Recommended minimum load	12 V / 10 mA
Pull-in time (typ.)	10 ms
Drop-out time (typ.)	35 ms
Bounce time (typ.)	6 ms
Electrical life (NO; resistive load; 23 °C)	30 x 10 ³ switching operations
Mechanical life	5 x 10 ⁶ switching operations
Switching load with/without load (max.)	6 min ⁻¹ / 600 min ⁻¹

Signaling

Status indicator	Red LED
------------------	---------

Safety and Protection

Rated voltage	250 V
Rated surge voltage	4 kV
Pollution degree	3
Dielectric strength, control/load circuit (AC, 1 min)	5 kV _{rms}
Dielectric strength, open contact (AC, 1 min)	1 kV _{rms}
Protection type	IP20

Connection Data

Connection technology	Push-in CAGE CLAMP®
Solid conductor	0.34 ... 2.5 mm ² / 22 ... 14 AWG
Fine-stranded conductor	0.34 ... 2.5 mm ² / 22 ... 14 AWG
Strip length	9 ... 10 mm / 0.35 ... 0.39 inch

Physical Data

Width	15 mm / 0.591 inch
Height from upper-edge of DIN-rail	54 mm / 2.126 inch
Depth	86 mm / 3.386 inch

Mechanical Data

Mounting type	DIN-35 rail
---------------	-------------

Material Data

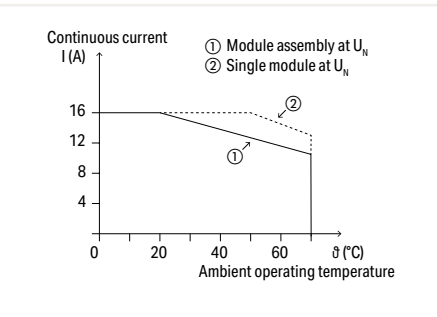
Weight	46.4 g
--------	--------

Environmental Requirements

Surrounding air temperature (operation at U_N)	-40 ... +70 °C
Surrounding air temperature (storage)	-40 ... +70 °C
Processing temperature	-25 ... +50 °C

Standards and Specifications

Standards/specifications	EN 61010-2-201; EN 61810-1; EN 61373; UL 508
--------------------------	--



Current-Carrying Capacity Curve